

nea *Member Benefits*

Sharing YouTube Videos

*How to Share Videos from the
NEA Member Benefits YouTube Channel*



youtube.com/NEAMemberBenefits


Sharing YouTube Videos

Sharing YouTube Videos

There are several ways to share a video from NEA Member Benefits' YouTube channel. You can send someone a link to the video, copy a link to use in your own email message or document, or embed the video directly on a page on your website or blog. Here's how to get started:

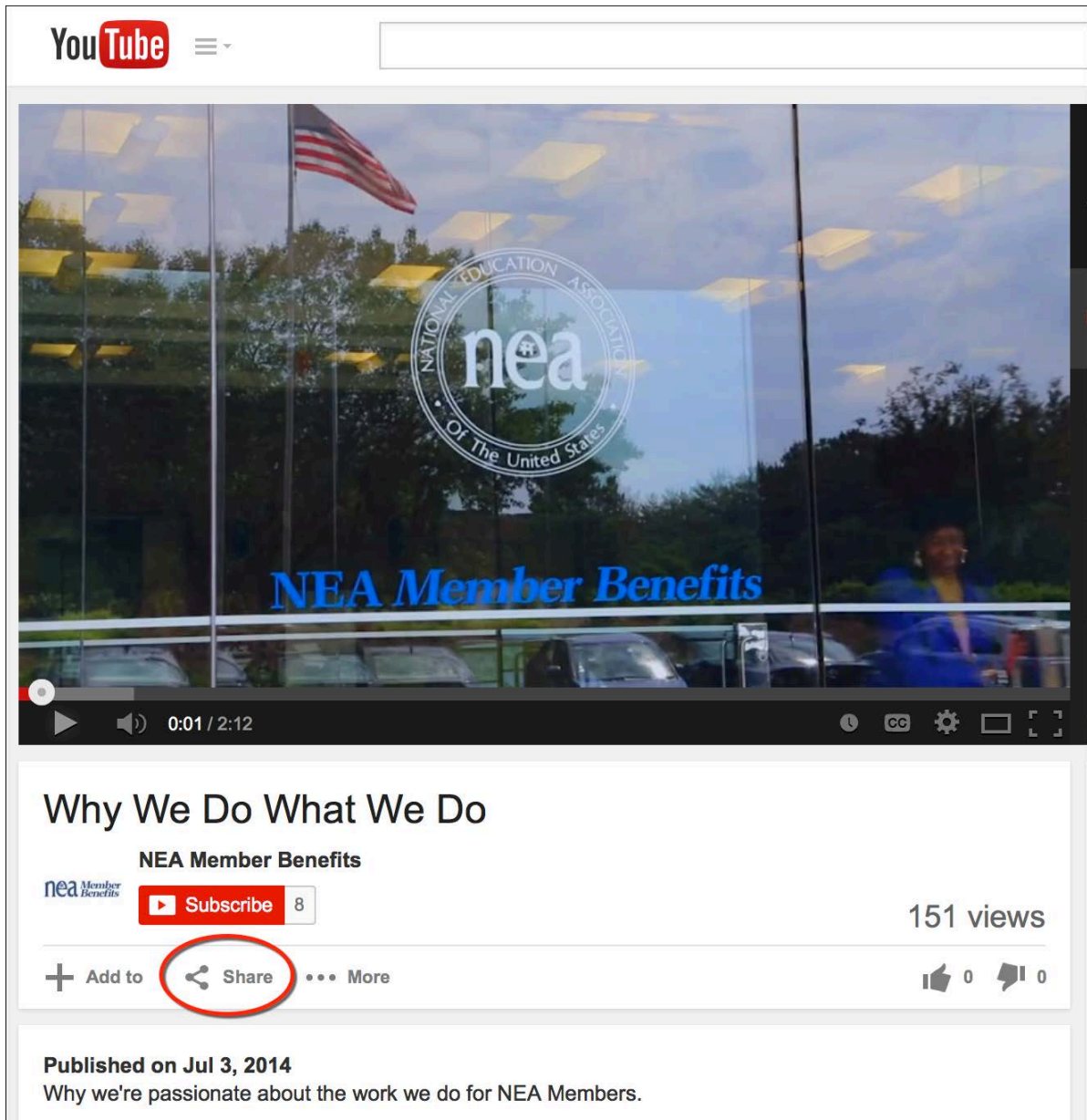
To Share a YouTube Video:

1. Go to youtube.com/NEAMemberBenefits and click on the title of the video you'd like to share.



Sharing YouTube Videos


2. Click the “Share” link beneath the video.



The image shows a YouTube video player interface. At the top left is the YouTube logo and a search bar. The video content shows a building with a large glass window reflecting an American flag and trees. The NEA logo is visible on the window, and the text "NEA Member Benefits" is overlaid in blue. Below the video player, the title "Why We Do What We Do" is displayed, followed by the channel name "NEA Member Benefits" and a "Subscribe" button with a count of 8. The view count is "151 views". Below the video player, there are icons for "Add to", "Share" (circled in red), and "More". There are also like and dislike icons with a count of 0. At the bottom, the publication date "Published on Jul 3, 2014" and a description "Why we're passionate about the work we do for NEA Members." are shown.

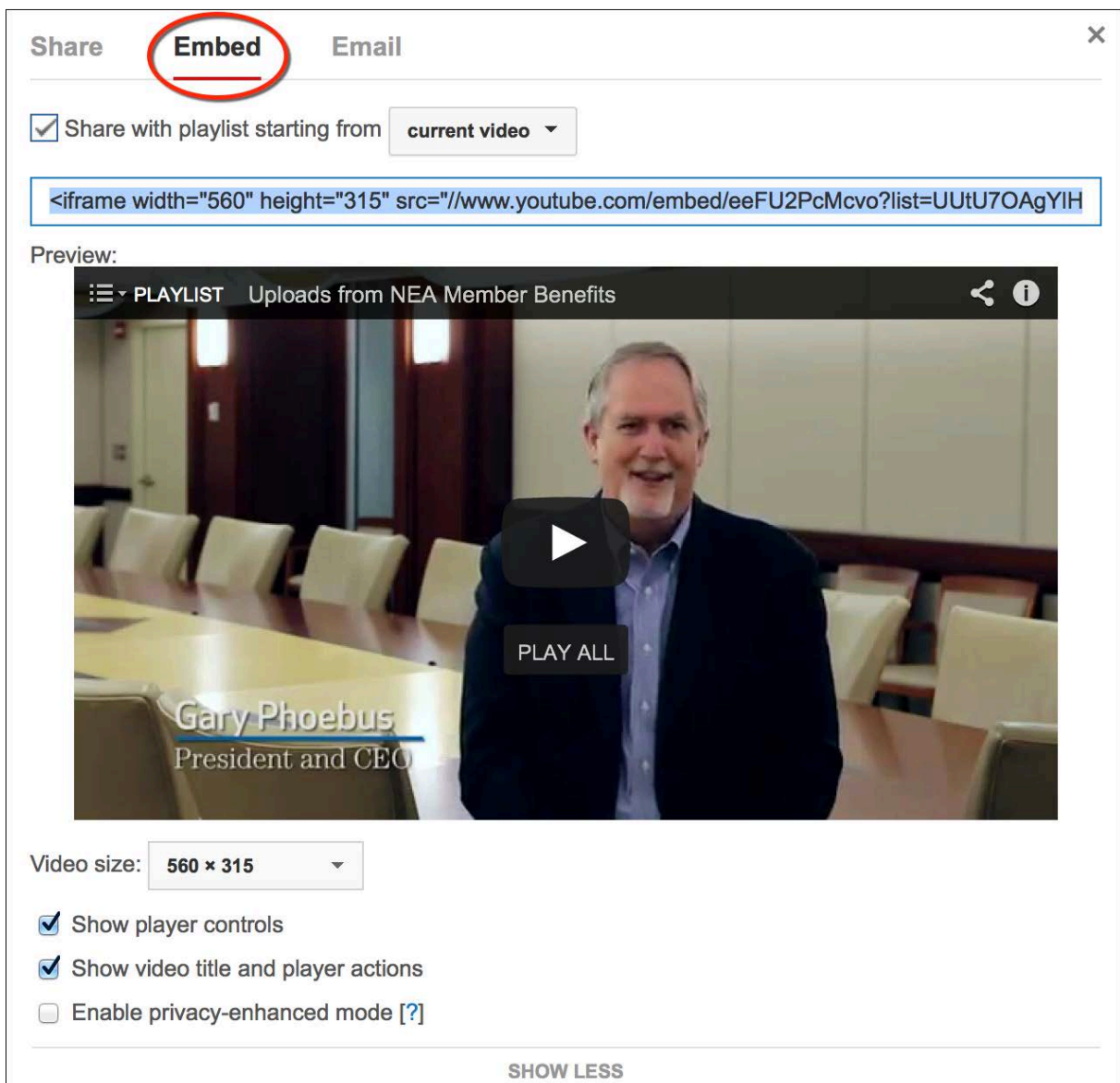
Sharing YouTube Videos

3. To **share the video on your social network**, click one of the social media icons:



A screenshot of the YouTube sharing interface. The 'Share' button is circled in red. Below it are icons for Facebook, Twitter, Google+, Email, Reddit, Tumblr, Pinterest, VK, LinkedIn, SoundCloud, Dribbble, Print, and Digg. A checkbox is checked for 'Share with playlist starting from' with a dropdown menu set to 'current video'. A text box contains the URL: `http://youtu.be/eeFU2PcMcvo?list=l`.

To **embed the video on your website**, click on the “Embed” link. Select all the code in the box below (highlighted in blue) and copy and paste this into the body of your web page.



A screenshot of the YouTube embed interface. The 'Embed' button is circled in red. A checkbox is checked for 'Share with playlist starting from' with a dropdown menu set to 'current video'. A text box contains the embed code: `<iframe width="560" height="315" src="//www.youtube.com/embed/eeFU2PcMcvo?list=UUtU7OAgYIH`. Below this is a video preview for 'PLAYLIST Uploads from NEA Member Benefits' featuring Gary Phoebus, President and CEO. The video player shows a play button and a 'PLAY ALL' button. Below the preview, the video size is set to '560 x 315'. There are three checkboxes: 'Show player controls' (checked), 'Show video title and player actions' (checked), and 'Enable privacy-enhanced mode [?]' (unchecked). A 'SHOW LESS' button is at the bottom.

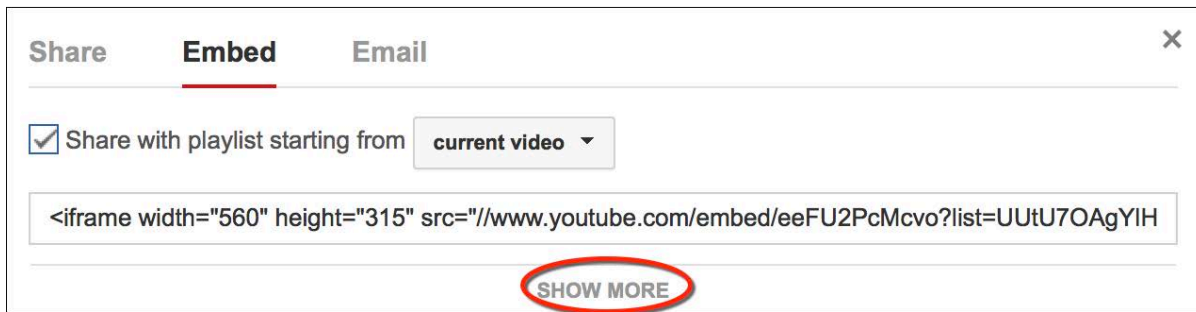
Sharing YouTube Videos

Different Options When Embedding the Video on Your Website or Blog:

YouTube offers several different options around embedding the video directly on your website or blog.

Note: If you decide to change any of these options, you should do so *before* you copy and paste the embed code to your website or blog. Changing these options changes the code that is provided for you.

1. To get started, click on the “SHOW MORE” link below the Share, Embed and Email links:



1. The “Share with playlist starting from” option lets you decide if you would like to include a link to the NEA Member Benefits YouTube channel playlist (a list of all our videos available on YouTube) when you embed the video. Here’s how it looks with and without this:



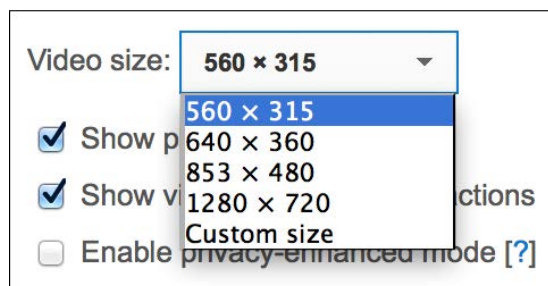
With the playlist link



Without the playlist link

If you choose to include the playlist, you can choose whether it should be shown with the current video listed first or the beginning of the playlist first.

2. The “Video size” option will let you choose how large you would like the embedded video to be depending on the width of the web page in which you will embed it.



Sharing YouTube Videos

3. "Show player controls." Enabling this (by leaving it checked) will include player controls such as Pause, Volume, Timeline and Full Screen options at the bottom of the video. We recommend leaving this checked so users are able to adjust these options as they choose. (You can see these controls in the images for #1, above.)
4. "Show video title and player options." This option allows you to decide if the title and share icon should be included at the top of the video. We recommend leaving this checked. (You can see the title bar in the images for #1, above.)
5. "Enable privacy-enhanced mode." Enabling this option means that YouTube won't store information about visitors to your web page unless they play the video.

More Options to Customize How the Video Appears:

1. Make an embedded video play automatically.

To make an embedded video begin playing automatically, add "**&autoplay=1**" to the video's embed code, right after the video ID (the series of letters that follows "/embed/").

Here's an example:

```
<iframe width="640" height="360"
src="http://www.youtube.com/embed/z16iNq3VNOE?list=UUtU7OAgYlHFZA-x9No3ZuWA&autoplay=1"
frameborder="0" allowfullscreen></iframe>
```

2. Have the embedded video start at a specific time rather than at the beginning:

Add "**#t=**" to a video's embed code, followed by the time at which you'd like the video to begin playing.

For example, if you want the video to start at 2 minutes and 30 seconds into the video, your embed code would look something like the following:

```
<iframe width="640" height="360"
src="http://www.youtube.com/embed/z16iNq3VNOE?list=UUtU7OAgYlHFZA-x9No3ZuWA#t=2m30s"
frameborder="0" allowfullscreen></iframe>
```

You can also **combine these options** to make the video begin playing automatically at a specific point in the video. Just be sure to put the autoplay parameter *before* the time parameter:

```
<iframe width="640" height="360"
src="http://www.youtube.com/embed/z16iNq3VNOE?list=UUtU7OAgYlHFZA-x9No3ZuWA&autoplay=1#t=2m30s"
frameborder="0" allowfullscreen></iframe>
```